

# MODEL A445

4" Deep • 45° Drainable Blade • Extruded Aluminum Louver

## STANDARD MATERIALS AND CONSTRUCTION

- FRAME:** .081" thick nominal; 6063-T6/T52 extruded aluminum alloy
- BLADES:** .081" thick nominal; 6063-T6/T52 extruded aluminum alloy
- ASSEMBLY:** Mechanically fastened
- SCREEN:** 1/2" x .051" flattened aluminum birdscreen
- FINISH:** Mill

## OPTIONS

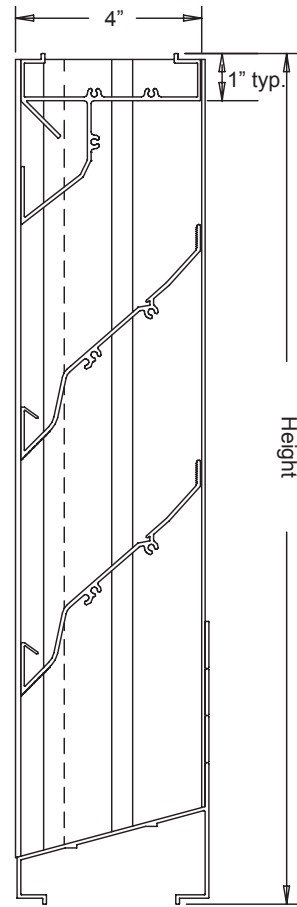
- Finish - Baked Enamel, Kynar, or Anodize
- Variety of Bird and Insect Screen
- 1 3/8" Usable Flange Frame
- Welded Construction
- Blank-off Panels

## NOTES

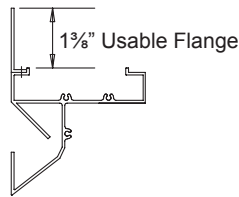
1. "A" width and "B" height are opening dimensions. Louvers are provided approximately 1/2" undercut.
2. Shipping weight approximately 4 lbs./sq.ft.

## LOUVER SIZES

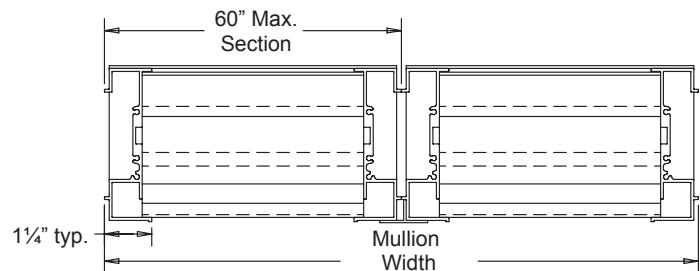
| Panels | Min Panel   | Max Single Panel |
|--------|-------------|------------------|
| A445   | 12"W x 12"H | 40 sq.ft.        |



Section View



Optional Flange Frame



air balance

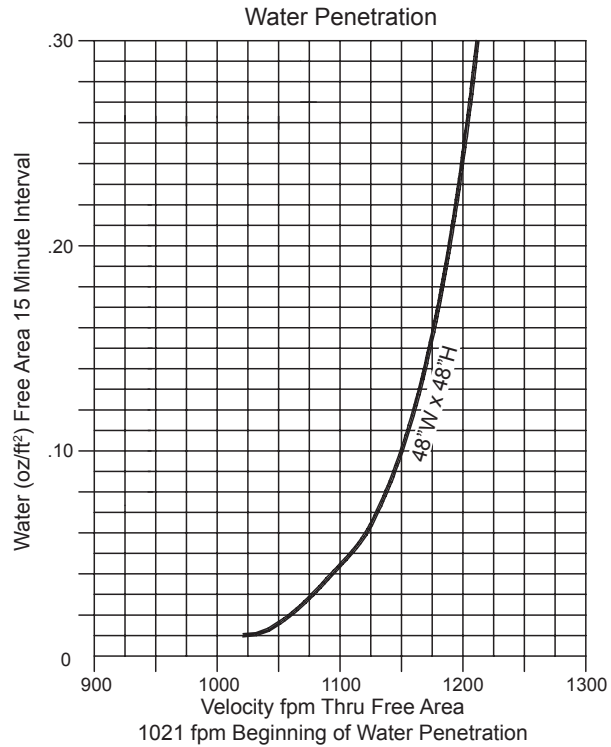
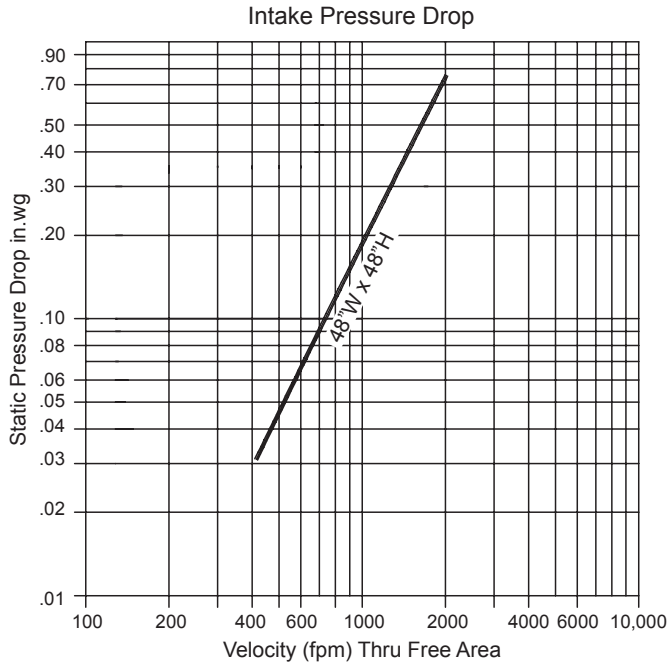
Dampers  Louvers  
 UL Life Safety Products  
 Division of Mestek  
 Member of AMCA

# MODEL A445

4" Deep • 45° Drainable Blade • Extruded Aluminum Louver

Water Penetration: At 1000 fpm recommended maximum free area velocity  
 Pressure Drop: 0.21 in.wg at 1021 fpm and 8331 scfm  
 Free Area: 8.16 sq.ft. = 51% for 48"W x 48"H test size

Ratings do not include the effect of birdscreen.



Free Area sq.ft

|        |      | Width |       |       |       |       |       |       |       |       |       |
|--------|------|-------|-------|-------|-------|-------|-------|-------|-------|-------|-------|
|        |      | 12"   | 24"   | 36"   | 48"   | 60"   | 72"   | 84"   | 96"   | 108"  | 120"  |
| Height | 12"  | .25   | .56   | .87   | 1.19  | 1.50  | 1.75  | 2.06  | 2.37  | 2.68  | 3.00  |
|        | 24"  | .74   | 1.68  | 2.52  | 3.55  | 4.49  | 5.23  | 6.17  | 7.11  | 8.05  | 9.98  |
|        | 36"  | 1.20  | 2.72  | 4.24  | 5.75  | 7.27  | 8.47  | 9.99  | 11.51 | 13.03 | 14.54 |
|        | 48"  | 1.67  | 3.79  | 5.90  | 8.16  | 10.12 | 11.80 | 13.91 | 16.02 | 18.13 | 20.25 |
|        | 60"  | 2.15  | 4.87  | 7.59  | 10.31 | 13.03 | 15.18 | 17.90 | 20.62 | 23.34 | 26.06 |
|        | 72"  | 2.61  | 5.92  | 9.22  | 12.52 | 15.83 | 18.44 | 21.75 | 25.05 | 28.35 | 31.65 |
|        | 84"  | 3.11  | 7.04  | 10.97 | 14.89 | 18.82 | 21.93 | 25.86 | 29.79 | 33.71 | 37.54 |
|        | 96"  | 3.57  | 8.08  | 12.58 | 17.09 | 21.60 | 25.17 | 29.68 | 34.18 | 38.69 | 43.20 |
|        | 108" | 4.04  | 9.14  | 14.25 | 19.35 | 24.45 | 28.49 | 33.60 | 38.70 | 43.80 | 48.90 |
|        | 120" | 4.52  | 10.23 | 15.94 | 21.65 | 27.36 | 31.88 | 37.59 | 43.30 | 49.01 | 54.71 |



Air Balance Inc. certifies that the Model A445 shown herein is licensed to bear the AMCA Seal. The ratings shown are based on tests and procedures performed in accordance with the AMCA Publication 511 and comply with the requirements of the AMCA Certified Ratings Program. The AMCA Certified ratings seal applies to Air Performance Ratings and Water Penetration Ratings.

