

MODEL A445A

4" Deep • Drainable • Adjustable Extruded Aluminum Louver

STANDARD MATERIALS AND CONSTRUCTION

- FRAME:** .080" thick nominal; 6063-T6/T52 extruded aluminum alloy
- BLADES:** .080" thick nominal ; 6063-T6/T52 extruded aluminum alloy
- ASSEMBLY:** Welded
- FACE OF LOUVER:** Full width sill with drain head and non-drain blades contained within the drain jambs.
- LINKAGE:** Extruded aluminum, concealed in channel out of airstream. Pivots are .50 dia. machined steel. Cadmium plated and chromate treated. Pivots rotate in a celcon bearing. A .312" dia. Aluminum linkage rod is locked to the pivot by a 1/4 - 20 set screw with epoxy locking patch.
- SHAFT:** .50 dia. aluminum "Pin-Lock" Rod.
- BLADE SEALS:** Extruded silicone rubber seal at blade edge.
- JAMB SEALS:** Polyurethane
- SCREEN:** 1/2" x .051" flattened aluminum bird screen
- FINISH:** Mill

OPTIONS

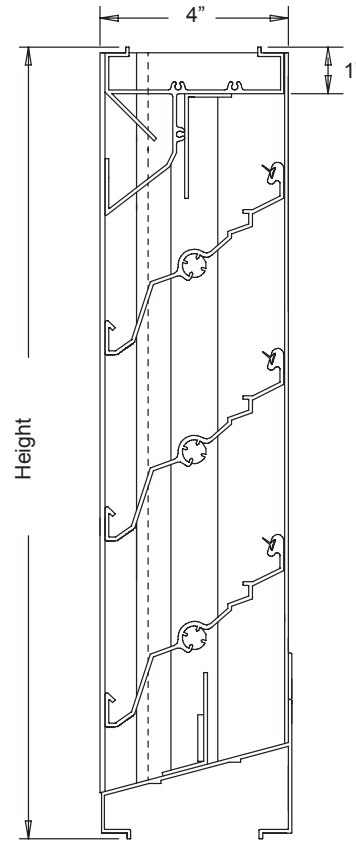
- Finish - Baked Powder Polyester , Kynar, or Anodize
- Variety of Bird and Insect Screen
- 1 3/8" Usable Flange Frame (Front Face Only)
- Blank-off Panels
- Actuators (Electric, Pneumatic, Manual, etc.)

NOTES

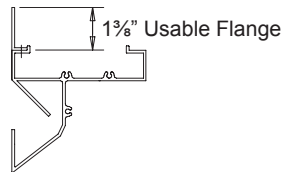
1. "A" width and "B" height are opening dimensions. Louvers are provided approximately 1/2" undercut.
2. Shipping weight approximately 5.0 lbs./sq.ft.

LOUVER SIZES

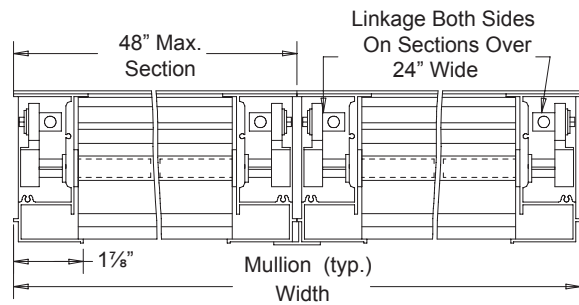
Panels	Min Panel	Max Single Panel
A445A	12"W x 12"H	48"W x 96"H



Section View



Optional Flange Frame



air balance

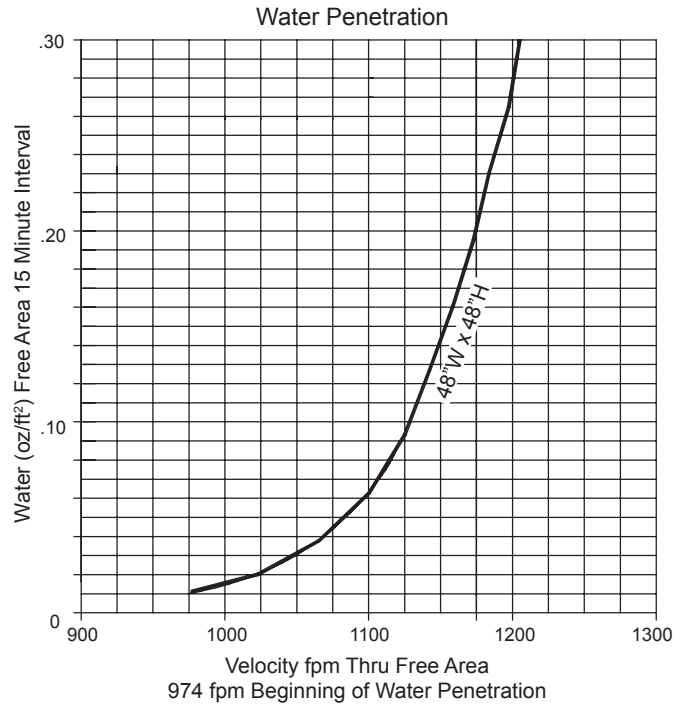
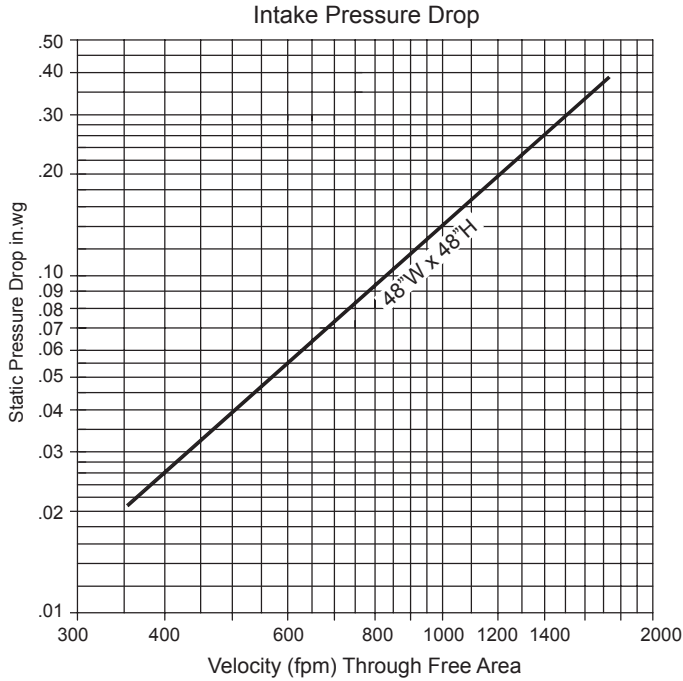
Dampers Louvers
UL Life Safety Products
Division of Mestek
Member of AMCA

MODEL A445A

4" Deep • Drainable • Adjustable Extruded Aluminum Louver

Water Penetration: At 900 fpm recommended maximum free area velocity
 Pressure Drop: 0.14 in.wg at 1000 fpm and 7070 scfm
 Free Area: 7.07 sq.ft. = 44% for 48"W x 48"H test size

Ratings do not include effects of birdscreen



Free Area sq.ft

		Width						
		12"	18"	24"	30"	36"	42"	48"
Height	12"	0.17	0.31	0.44	0.57	0.70	0.83	0.96
	24"	0.56	0.98	1.41	1.83	2.25	2.67	3.10
	36"	0.93	1.63	2.33	3.02	3.72	4.42	5.12
	48"	1.28	2.23	3.19	4.14	5.10	6.06	7.07
	60"	1.64	2.87	4.10	5.33	6.57	7.80	9.03
	72"	1.99	3.49	4.99	6.48	7.98	9.47	10.97
	84"	2.35	4.11	5.87	7.63	9.40	11.16	12.92
	96"	2.74	4.79	6.84	8.89	10.95	13.00	15.05

