

# MODEL A454C

4" Deep • Drainable • Combination Adjustable And Stationary Louver

## STANDARD MATERIALS AND CONSTRUCTION

**FRAME:** .080" thick nominal; 6063-T6/T52 extruded aluminum alloy

**BLADES:** Stationary blade .080" thick nominal ; 6063-T6/T52 extruded aluminum alloy  
Adjustable blade .125" thick nominal; 6063-T6/T52 extruded aluminum alloy

**FACE OF LOUVER:** Full width sill with drain head with blades contained within the jambs

**LINKAGE:** Extruded aluminum, concealed in channel out of airstream. Pivots are .50 dia. machined steel. Cadmium plated and chromate treated. Pivots rotate in a celcon bearing. A .312" dia. Aluminum linkage rod is locked to the pivot by a 1/4 - 20 set screw with epoxy locking patch.

**SHAFT:** .50 dia. aluminum "Pin-Lock" Rod

**BLADE SEALS:** Extruded silicone rubber seal at blade edge.

**JAMB SEALS:** Stainless steel jamb seals

**SCREEN:** 1/2" x .051" flattened aluminum bird screen

**FINISH:** Mill

## OPTIONS

Finish - Baked Powder Polyester , Kynar, or Anodize

Variety of Bird and Insect Screen

1 3/8" Usable Flange Frame (Front Face Only)

Blank-off Panels

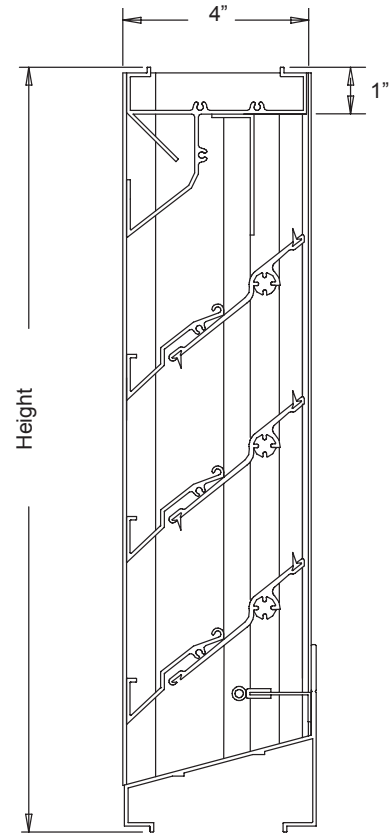
Actuators (Electric, Pneumatic, Manual, etc.)

## NOTES

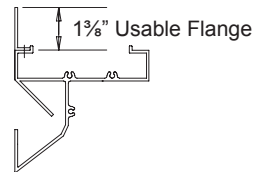
1. "A" width and "B" height are opening dimensions. Louvers are provided approximately 1/2" undercut.
2. Shipping weight approximately 5.5 lbs./sq.ft.

## LOUVER SIZES

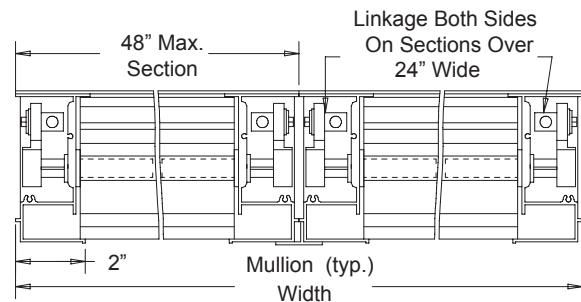
Panels	Min Panel	Max Single Panel
A454C	12"W x 12"H	48"W x 96"H



Section View



Optional Flange Frame



air balance

Dampers  Louvers  
UL Life Safety Products  
Division of Mestek  
Member of AMCA

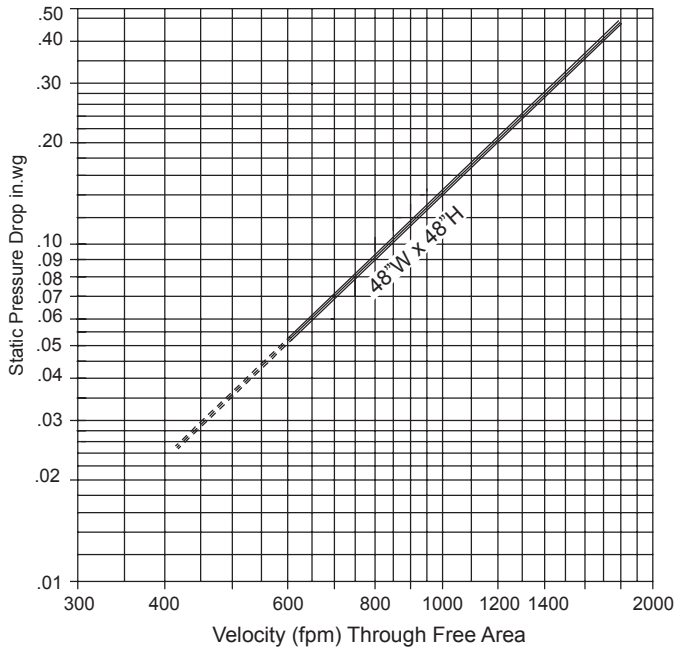
# MODEL A454C

4" Deep • Drainable • Combination Adjustable And Stationary Louver

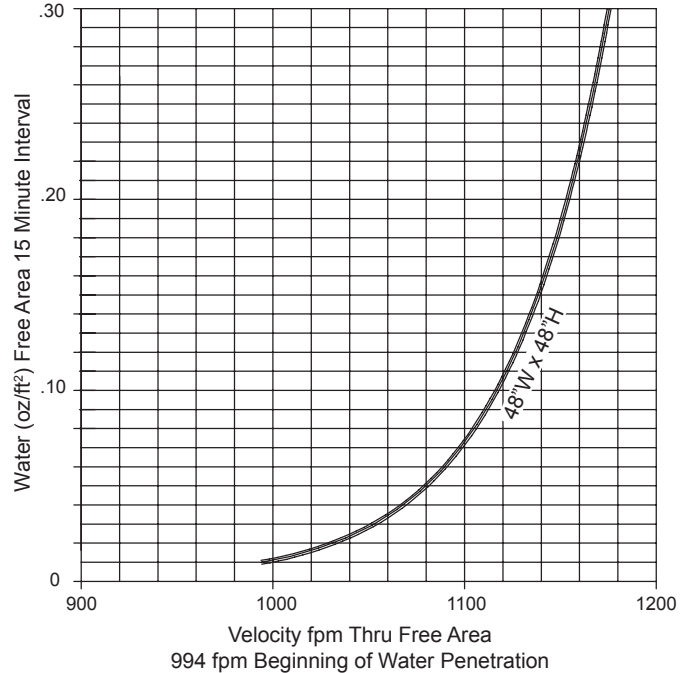
Water Penetration: At 900 fpm recommended maximum free area velocity  
 Pressure Drop: 0.14 in.wg at 1000 fpm and 8360 scfm  
 Free Area: 8.36 sq.ft. = 52% for 48"W x 48"H test size

Ratings do not include effects of birdscreen

Intake Pressure Drop



Water Penetration

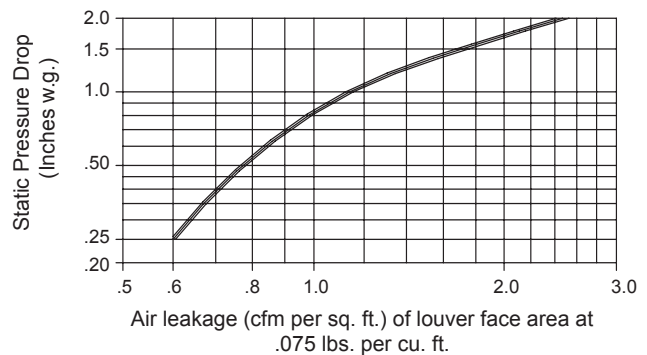


Free Area sq.ft

		Width						
		12"	18"	24"	30"	36"	42"	48"
Height	12"	0.18	0.32	0.46	0.60	0.74	0.88	1.02
	24"	0.59	1.03	1.48	1.92	2.36	2.81	3.25
	36"	1.00	1.75	2.49	3.24	3.99	4.74	5.49
	48"	1.52	2.67	3.81	4.95	6.09	7.23	8.36
	60"	1.90	3.32	4.74	6.16	7.58	9.00	10.42
	72"	2.39	4.19	5.98	7.78	9.57	11.37	13.16
	84"	2.79	4.89	6.98	9.08	11.17	13.27	15.36
	96"	3.26	5.71	8.16	10.61	13.05	15.50	17.95

Air leakage (louver installation position, intake) is per AMCA Standard 500 Procedure Fig. 5.5.

Air Leakage with adjustable blade in closed position with a seating torque of 6.25 in. lb. // sq. ft. of louver face area. Leakage is based on a test of a 48" x 48" louver.



Air Balance certifies that the Model A454C Louver shown herein is licensed to bear the AMCA seal. The rating shown are based on test and procedures performed in accordance with AMCA Publication 511 and comply with the requirements of the AMCA Certified rating program. The AMCA Certified Rating Seal applies to Air Performance Ratings and Water Penetration Rating.

