

MODEL A650

6" Deep • Drainable Blade • Continuous Line • Extruded Aluminum Louver

STANDARD MATERIALS AND CONSTRUCTION

- EXTERIOR FRAME:** .081" thick; 6063-T6/T52 extruded aluminum alloy
- BLADES:** .125" thick; 6063-T6/T52 extruded aluminum alloy
- ASSEMBLY:** Mechanically fastened
- SCREEN:** 1/2" x .051" flattened aluminum birdscreen
- FINISH:** Mill

OPTIONS

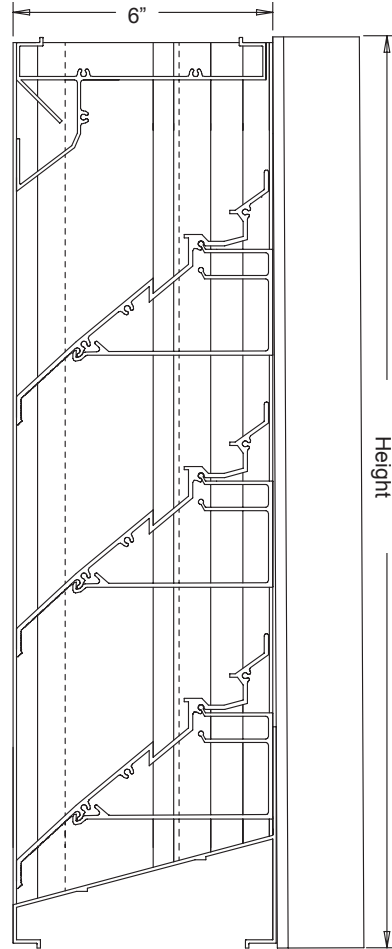
- Finish - Baked Enamel, Kynar, or Anodize
- Variety of Bird and Insect Screen
- 1 3/8" Usable Flange Frame
- Welded Construction
- Blank-off Panels

NOTES

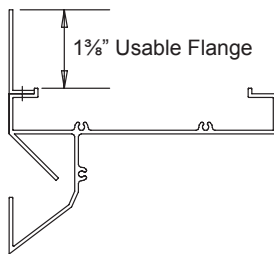
1. "A" width and "B" height are opening dimensions. Louvers are provided approximately 1/2" undercut.
2. Shipping weight approximately 4 lbs./sq.ft.

LOUVER SIZES

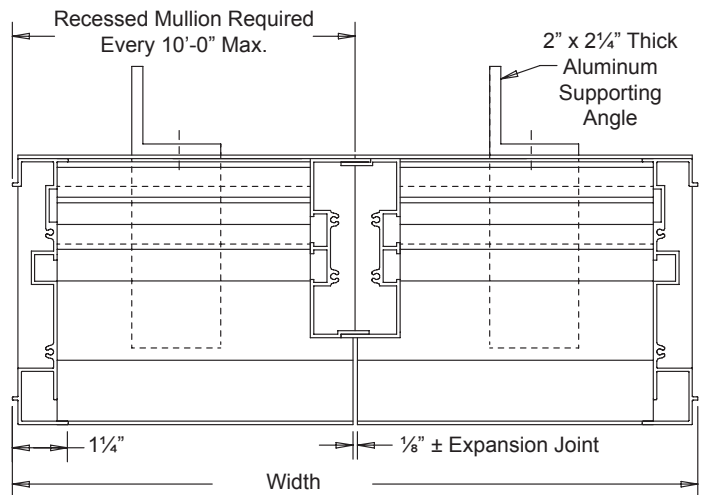
Panels	Min Panel	Max Single Panel
A650	12"W x 12"H	120"W x 60"H 60"W x 120"H



Section View



Optional Flange Frame



air balance

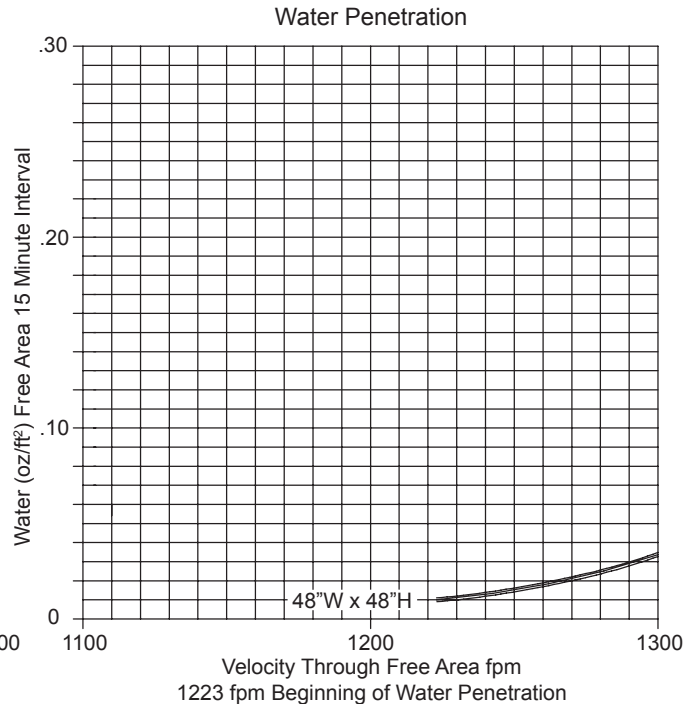
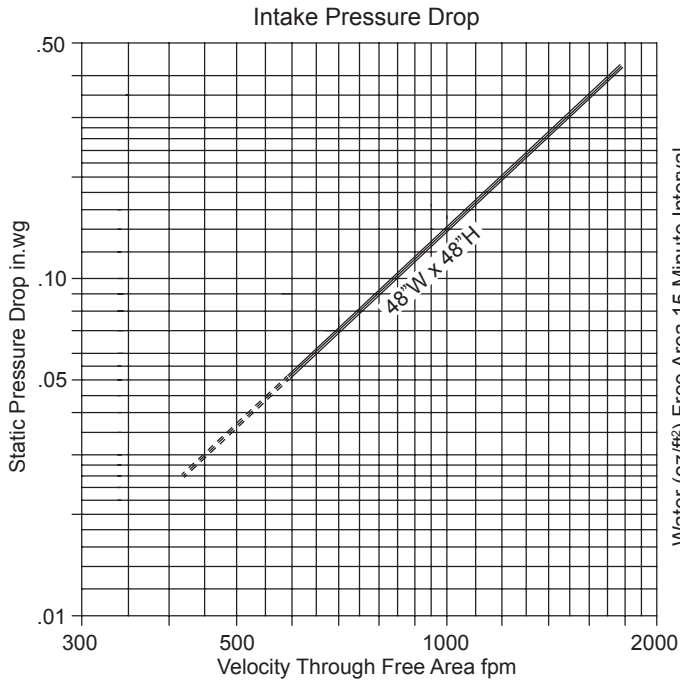
Dampers  Louvers
UL Life Safety Products
Division of Mestek
Member of AMCA

MODEL A650

6" Deep • Drainable Blade • Continuous Line • Extruded Aluminum Louver

Water Penetration: 1200 fpm free area velocity
 Pressure Drop: 0.09 in.wg at 800 fpm and 6720 scfm
 Free Area: 8.40 sq.ft. = 53% for 48"W x 48"H test size

Ratings do not include the effect of birdscreen.



Free Area sq.ft

		Width																		
		12"	18"	24"	30"	36"	42"	48"	54"	60"	66"	72"	78"	84"	90"	96"	102"	108"	114"	120"
Height	12"	0.23	0.38	0.52	0.67	0.81	0.96	1.10	1.25	1.39	1.54	1.68	1.83	1.97	2.12	2.26	2.41	2.56	2.70	2.85
	24"	0.77	1.26	1.75	2.23	2.72	3.21	3.70	4.18	4.67	5.16	5.64	6.13	6.62	7.11	7.59	8.08	8.57	9.06	9.54
	36"	1.24	2.02	2.81	3.59	4.37	5.15	5.94	6.72	7.50	8.29	9.07	9.85	10.64	11.42	12.20	12.98	13.77	14.55	15.33
	48"	1.78	2.91	4.03	5.16	6.28	7.41	8.40	9.66	10.78	11.91	13.03	14.16	15.28	16.41	17.53	18.66	19.78	20.91	22.03
	60"	2.33	3.79	5.26	6.73	8.20	9.67	11.14	12.61	14.08	15.54	17.01	18.48	19.95	21.42	22.89	24.36	25.83	27.29	28.76
	72"	2.82	4.60	6.38	8.16	9.94	11.72	13.50	15.28	17.06	18.83	20.61	22.39	24.17	25.95	27.73	29.51	31.29	33.07	34.85
	84"	3.30	5.38	7.46	9.54	11.62	13.70	15.78	17.87	19.95	22.03	24.11	26.19	28.27	30.35	32.44	34.52	36.60	38.68	40.76
	96"	4.02	6.56	9.11	11.65	14.19	16.73	19.27	21.81	24.35	26.89	29.43	31.97	34.51	37.06	39.60	42.14	44.68	47.22	49.76
	108"	4.38	7.14	9.91	12.68	15.44	18.21	20.97	23.74	26.50	29.27	32.04	34.80	37.57	40.33	43.10	45.86	48.63	51.39	54.16
	120"	4.88	7.96	11.04	14.13	17.21	20.29	23.37	26.45	29.54	32.62	35.70	38.78	41.87	44.95	48.03	51.11	54.19	57.28	60.36



Air Balance certifies that the Model A650 shown herein is licensed to bear the AMCA Seal. The ratings shown are based on tests and procedures performed in accordance with the AMCA Publication 511 and comply with the requirements of the AMCA Certified Ratings Program. The AMCA Certified ratings seal applies to Air Performance Ratings and Water Penetration Ratings.

