

MODEL AAC47

4" Deep • Formed Steel • Acoustical Louver

STANDARD MATERIALS AND CONSTRUCTION

FRAME: 16-GA galvanized steel

BLADE: 18-GA galvanized steel on exterior with 22-GA galvanized perforated steel on interior surface; Approximate blade centers 7½"

INSULATION: Sound insulation

ASSEMBLY: Riveted and or welded, with head, sill and blades contained within jambs

FINISH: Mill

SCREEN: None

OPTIONS

Flange Frame

Finish - Baked Enamel, Kynar, Anodize

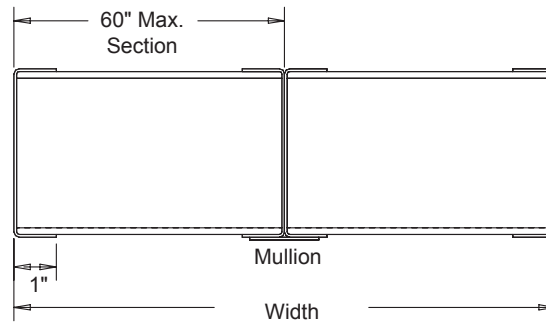
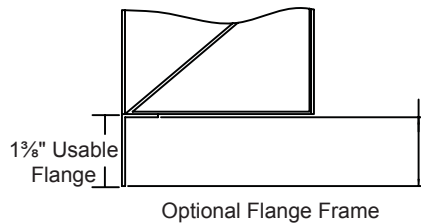
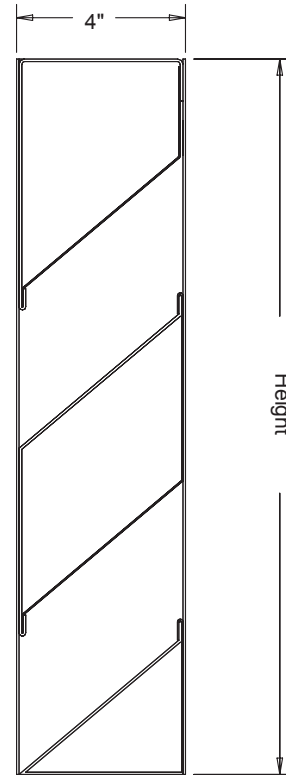
Screen - ½" sq. Mesh, 19-GA Galvanized

NOTES

1. "A" width and "B" height are opening dimensions. Louvers are provided ½" undersize.

LOUVER SIZES

Panels	Min Panel	Max Single Panel
AAC47	12"W x 18"H	60"W x 96"H

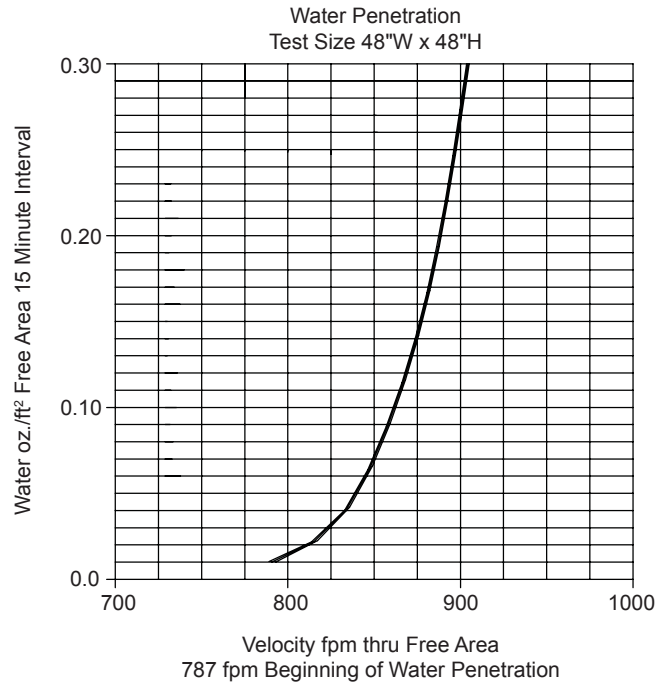
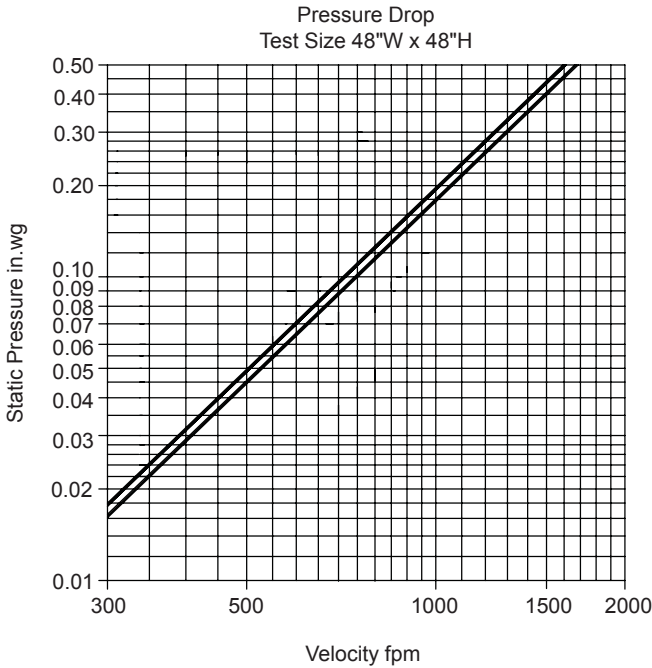


MODEL AAC47

4" Deep • Formed Steel • Acoustical Louver

Performance Data:

Tests of a 48"W x 48"H sample by an AMCA registered laboratory according to AMCA Standard 500 shows low water penetration. Tests show less than .02 oz/sq.ft. water penetration at 787 fpm with less than .11 in.wg pressure drop (intake) and 12 in.wg pressure drop (exhaust). Ratings do not include the effect of birdscreen.



AMCA Registered Laboratory is a laboratory equipped and staffed to conduct tests according to the appropriate AMCA Test method and which is licensed as a AMCA Registered Laboratory.

		Free Area sq.ft								
		Width								
Height		12	18	24	30	36	42	48	54	60
	24	.47	.75	1.03	1.32	1.60	1.88	2.16	2.24	2.72
	36	.68	1.09	1.50	1.91	2.32	2.73	3.13	3.54	3.95
	48	1.02	1.63	2.24	2.85	3.46	4.07	4.51	5.29	5.91
	60	1.19	1.91	2.62	3.234	4.05	4.77	5.48	6.20	6.91
	72	1.53	2.45	3.37	4.29	5.21	6.13	7.05	7.97	8.89
	84	1.72	2.76	3.79	4.83	5.86	6.90	7.93	8.96	10.00
	96	2.04	3.27	4.50	5.72	6.95	8.16	9.40	10.63	11.85

The ABI Model AAC47 acoustical louver low frequency and high frequency sound performance data is presented in two separate tables. Review the appropriate table and select the attenuation value for the design noise criteria corrective action required.

Low Frequency

Octive Band/Frequency	1/63	2/125	3/250	4/500	5/1000	6/2000	7/4000	8/8000
Free Field Noise Reduction db	12	14	12	12	9	11	13	15

High Frequency

Octive Band/Frequency	1/63	2/125	3/250	4/500	5/1000	6/2000	7/4000	8/8000
Free Field Noise Reduction db	8	7	9	10	14	16	16	18