

# MODEL AAC73A

7" Deep • Stationary and Adjustable Insulated Blade • Galvanized Steel • Acoustical Louver

## STANDARD MATERIALS AND CONSTRUCTION

- FRAME:** 16-GA galvanized steel
- BLADE:** 18-GA galvanized steel stationary blade; 18-GA galvanized steel adjustable blade, double thickness, 1" thick with 8 lb density mineral wool insulation sandwiched between metal skins separated by a thermal break, mechanically fastened together
- FACE OF LOUVER:** Full head and sill with blade and jambs contained within
- LINKAGE:** 12-GA zinc plated steel brackets; pivots are 1/2" dia. machined steel, zinc plated and chromate treated, pivots rotate in a celcon bearing; A 5/16" dia. aluminum linkage rod is locked to the pivot by a 1/4" - 20 set screw with an epoxy locking patch
- SEALS:** Neoprene adhesive applied to blade edges and jambs
- SHAFTS:** 1/2" dia. plated steel stub
- BEARINGS:** 1/2" dia. bore oilite bronze flanged sleeve press fit into frame
- FINISH:** Mill
- SCREEN:** 1/2" mesh 19-GA galvanized steel

## OPTIONS

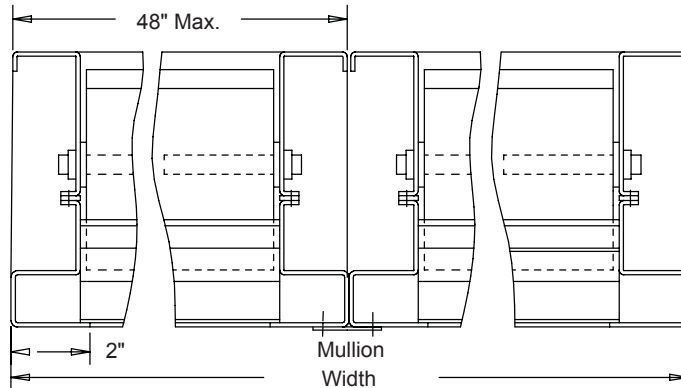
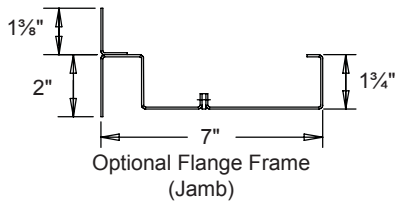
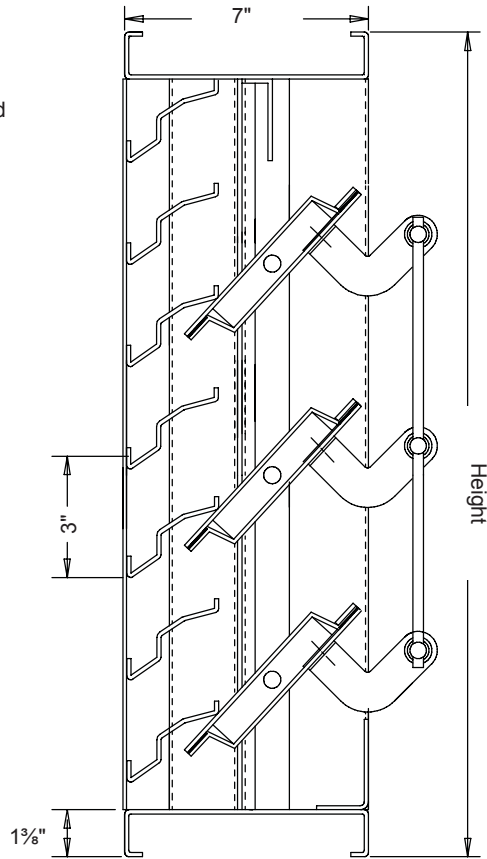
- Flange Frame
- Finish - Baked Enamel, Kynar, Anodize
- Screen - 1/2" Flattened Aluminum or Insect Screen
- Actuators - Manual, Electric, Pneumatic

## NOTES

1. "A" width and "B" height are opening dimensions. Nominal deductions will be made to the opening sizes given.

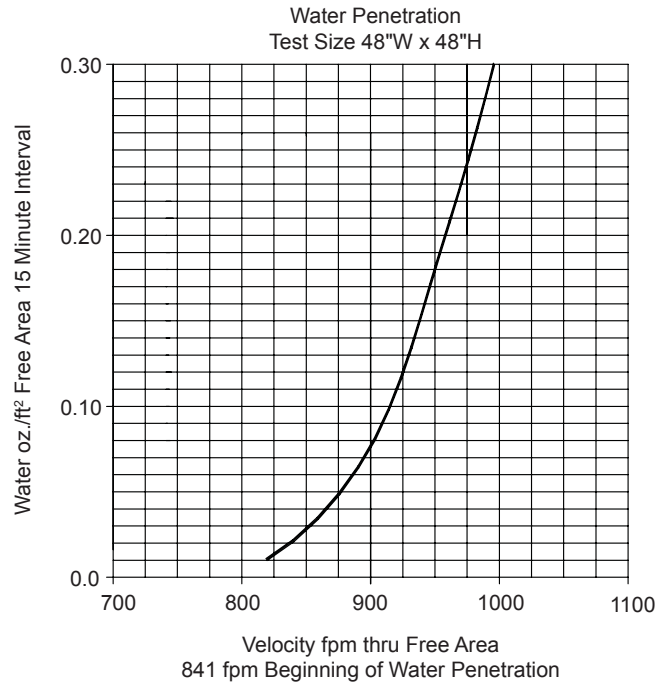
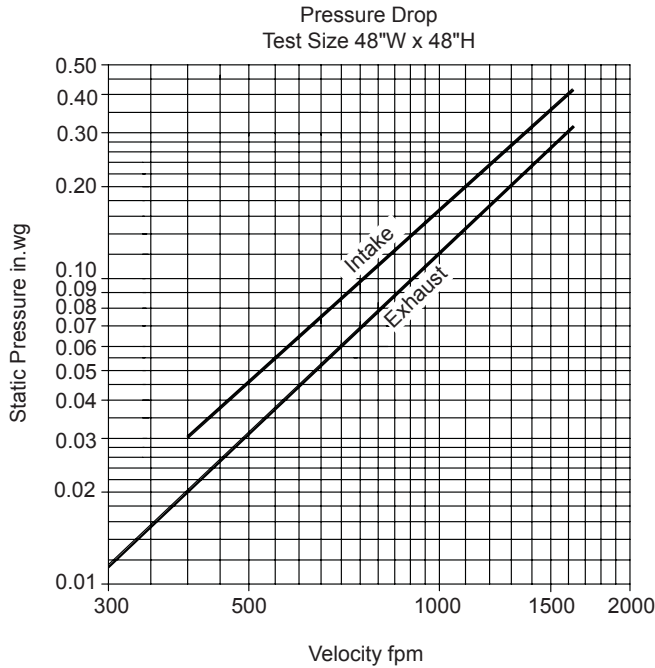
## LOUVER SIZES

Panels	Min Panel	Max Single Panel
AAC73A	12"W x 14"H	48"W x 96"H



# MODEL AAC73A

7" Deep • Stationary and Adjustable Insulated Blade • Galvanized Steel • Acoustical Louver



Free Area sq.ft

		Width						
		12	18	24	30	36	42	48
Height	12	.22	.38	.54	.70	.85	1.01	1.17
	24	.61	1.04	1.47	1.91	2.34	2.77	3.20
	36	1.00	1.70	2.41	3.11	3.82	4.52	5.23
	48	1.39	2.37	3.34	4.32	5.30	6.28	7.26
	60	1.77	3.03	4.28	5.53	6.78	8.04	9.29
	72	2.16	3.69	5.21	6.74	8.27	9.79	11.32
	84	2.55	4.35	6.15	7.95	9.75	11.55	13.35
	96	2.94	5.10	7.08	9.16	11.23	13.30	15.38

Thermal Characteristics  
Insulating factors for the standard blade construction:  
R - Value = 3.9  
U - Factor = .26 BTUH per sq.ft per degree F

Acoustic Values

Octive Band / Hz	Noise Reduction dB
1/63	9
2/125	8
3/250	7
4/500	8
5/1000	10
6/2000	15
7/4000	15
8/8000	16

Attenuation chart below is a combination of the louver sound transmission loss and the reduction of sound energy as a function of distance from the noise source.

Attenuation

		Octave Band Center Frequency Hz							
		1/63	2/125	3/250	4/500	5/1000	6/2000	7/4000	8/8000
Distance From Louver	10'	15	14	13	14	14	17	18	20
	50'	29	28	27	28	28	31	32	34
	100'	35	34	33	34	34	37	38	40
	200'	41	40	39	40	40	43	44	46
	500'	49	48	47	48	48	51	52	54
	1000'	55	54	53	54	54	54	57	60