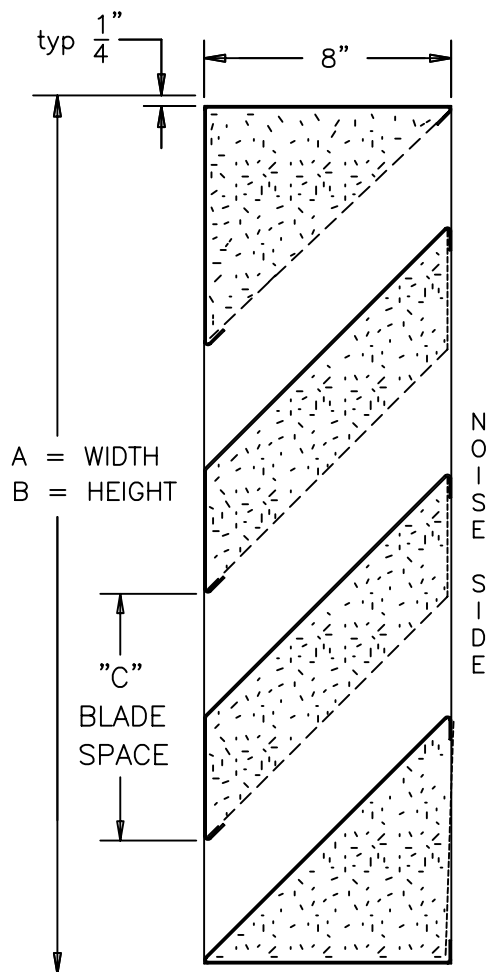


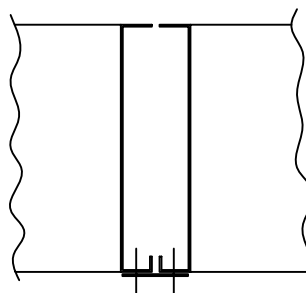
FABRICATED GALVANIZED, 8" DEEP, HEAVY GAUGE, ACOUSTICAL FIXED TYPE BLADE



SECTION VIEW

MODEL GAC-86 STANDARD SPECIFICATIONS

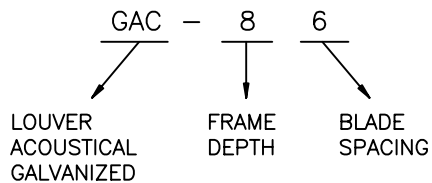
- FRAME: 8" DEEP, 16 GAUGE GALVANIZED STEEL.
- BLADES: 20 GAUGE GALVANIZED STEEL (NON NOISE SIDE).
22 GAUGE PERFORATED GALVANNEALED STEEL (NOISE SIDE).
- INSULATION: WATER RESISTANT SOUND ABSORBING MATERIAL
- FINISH: MILL.
- SCREEN: 1/2" REMOVABLE EXPANDED ALUMINUM BIRD SCREEN, LOCATED ON INTERIOR (NOISE SIDE).
- MAXIMUM PANEL SIZE: 72" X 96".
- MINIMUM PANEL SIZE: 12" X 17".
- DIMENSIONS: "A" (WIDTH) AND "B" (HEIGHT) ARE OPENING SIZES. LOUVERS ARE MADE 1/2" UNDERSIZE.



STANDARD VERTICAL
MULLION

MODEL No.	"C" BLADE SPACE
GAC-86	6"

LOUVER MODEL No. DESCRIPTION



STC CLASS 14

OCTAVE BAND	1	2	3	4	5	6	7	8
FREQUENCY (Hz)	63	125	250	500	1K	2K	4K	8K
TRANSMISSION LOSS (db)	1	4	5	9	16	19	16	13
FREE FIELD NOISE REDUCTION (db)	7	10	11	15	22	25	22	19

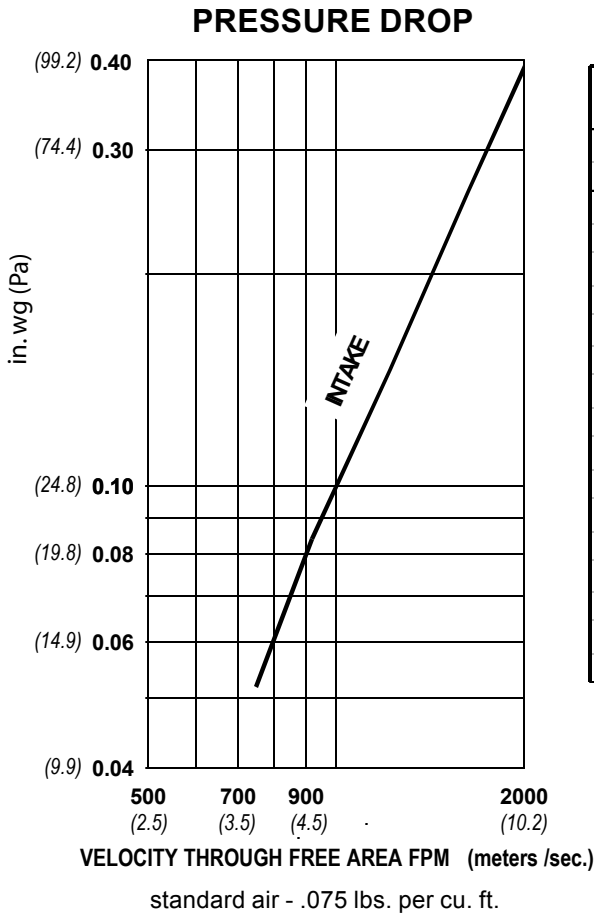
abi air balance

A MESTEK COMPANY
7435 INDUSTRIAL RD FLORENCE, KY
Phone (419) 865-5000 Fax (419) 865-1375

GAC-86 ACOUSTICAL LOUVER

DRN. BY ESS	DWG. NO. GAC-86	REV.
DATE 12-19-00		

Pressure Drop : .099 in. wg. (24.5 Pa.) at 990 fpm (5.03 m/s) and 3990 SCFM (1.88 scm/s)
Free Area



FREE AREA IN SQUARE FEET (sq. meters)

		WIDTH								
		in.	12	24	30	36	42	48	54	60
		mm	304	609	762	914	1066	1219	1371	1524
HEIGHT	20	0.23	0.51	0.65	0.79	0.94	1.08	1.22	1.36	
	508	0.02	0.05	0.06	0.07	0.09	0.10	0.11	0.13	
	24	0.36	0.81	1.03	1.26	1.49	1.71	1.94	2.16	
	609	0.03	0.08	0.10	0.12	0.14	0.16	0.18	0.20	
	36	0.69	1.55	1.99	2.42	2.86	3.29	3.72	4.16	
	914	0.06	0.14	0.18	0.23	0.27	0.31	0.35	0.39	
	48	0.88	2.00	2.56	3.12	3.68	4.24	4.80	5.36	
	1219	0.08	0.19	0.24	0.29	0.34	0.39	0.45	0.50	
	60	1.15	2.60	3.33	4.05	4.78	5.50	6.23	6.95	
	1524	0.11	0.24	0.31	0.38	0.44	0.51	0.58	0.65	
72	1.41	3.20	4.09	4.98	5.87	6.77	7.66	8.55		
1828	0.13	0.30	0.38	0.46	0.55	0.63	0.71	0.79		
84	1.68	3.79	4.85	5.91	6.97	8.03	9.09	10.15		
2133	0.16	0.35	0.45	0.55	0.65	0.75	0.84	0.94		
96	1.94	4.39	5.62	6.84	8.07	9.29	10.52	11.75		
2438	0.18	0.41	0.52	0.64	0.75	0.86	0.98	1.09		

Openings that require multiple louver panels in both width and height will require internal structural supports. It is recommended that large openings be divided with structural members so that the louvers will span either width or height with a single panel. Unusually high wind loading may require assemblies. **Structural supports and mounting accessories are not supplied as a standard.**

GAC-86 Acoustical Louver