

TRANSITIONS & COLLARS

Smoke Damper Models: SR, S, SA

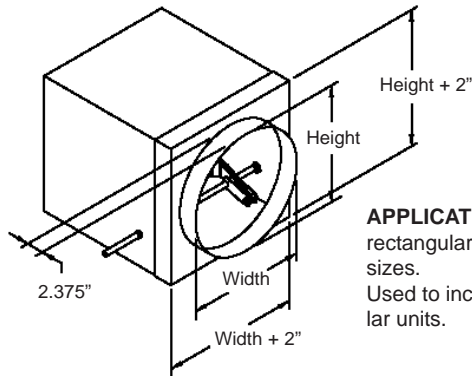
Combination Fire/Smoke Damper Models: FR, FS, FT, FA, TA, FS(G), FS(C)

Fire Damper Models: MD19, MD39, MA19, MA39

Notes

1. A factory provided sleeve is required for the damper to utilize transitions.
2. Transitions can be provided for vertical or horizontal orientations.
3. Transitions can be provided for one or both ends of the damper (one end only for FS(G) and FS(C)).
4. The collar size will be approximately 0.25" smaller than the nominal duct size.

STANDARD MATERIALS AND CONSTRUCTION

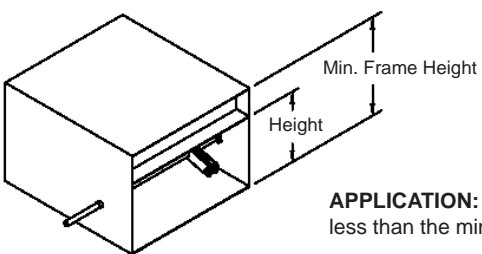


APPLICATION: Used to convert rectangular frame to round or oval duct sizes. Used to increase free area of rectangular units.

TRANSITION CAP: 22-GA galvanized steel attached to damper sleeve and caulked.

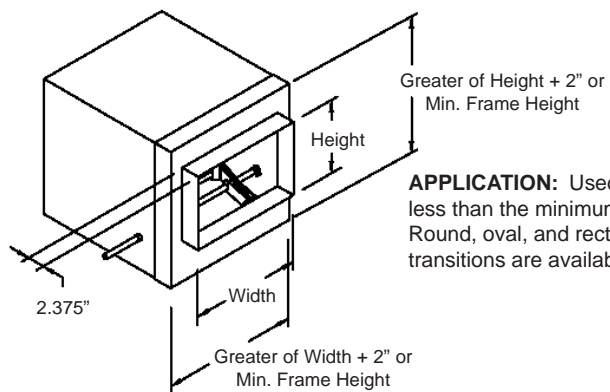
DUCT CONNECTION COLLAR: 24-GA galvanized steel crimped to transition cap and caulked.

*For round duct sizes up to 36" and for oval duct sizes up to 71"W x 30"H, ABI's 24-GA duct connection collar (crimped to the damper transition) constitutes a UL approved duct-to-sleeve "Breakaway" connection, thus allowing a rigid connection collar and the round or oval ductwork.



APPLICATION: Used for dampers less than the minimum frame height.

B-PAN: 24-GA galvanized steel attached to damper sleeve and caulked at each side.



APPLICATION: Used for dampers less than the minimum frame width. Round, oval, and rectangular transitions are available.

TRANSITION CAP: 22-GA galvanized steel attached to damper sleeve and caulked.

DUCT CONNECTION COLLAR: 24-GA galvanized steel crimped to transition cap and caulked.

*Requires breakaway duct to collar connection.

