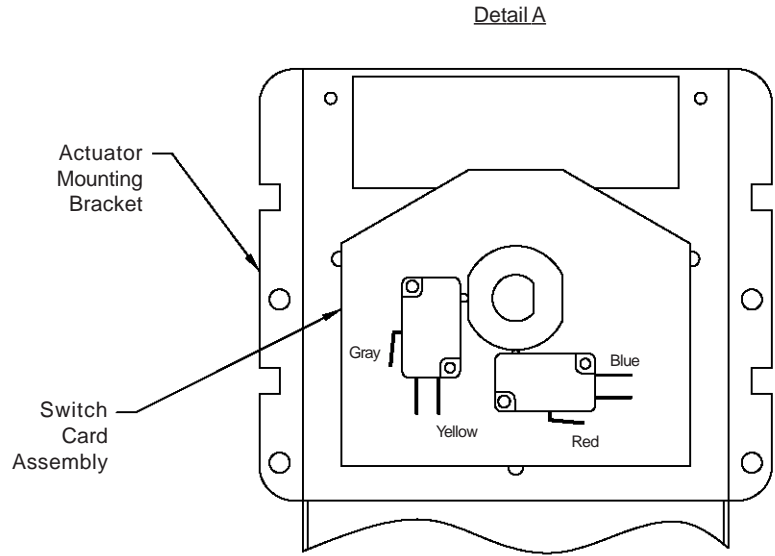
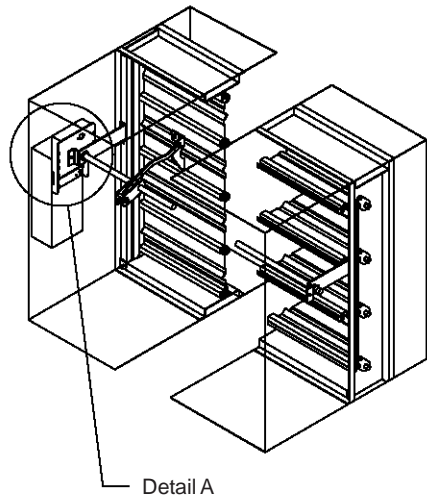


Integral Dual Position Indication (IDPI)

Combination Fire/Smoke Damper

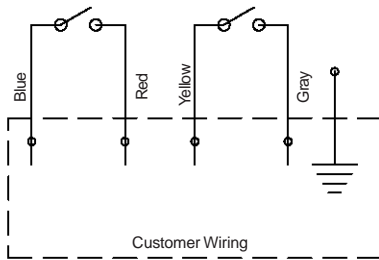
Application

Integral Dual Position Indication (IDPI) provides signal verification that the damper is either in the full open or full close position. These snap action switches make or break a circuit and will not provide proportional resistance. They are intended to be used with smoke and combination fire and smoke dampers, which incorporate 1/2" d-shaped jackshaft only.



Notes

1. All wiring to be done in accordance with N.E.C. (NFPA 70).
2. Switches are rated at 1/3 HP, 125 VAC.
3. Connect incoming ground to the actuator assembly.
4. If the actuator is electrically energized, yet the damper remains in the closed position, check to ensure that the reset button on the heat response device is depressed.
5. A closed circuit results from a relaxed switch button.
6. Actuator location will affect switch functionality. Refer to wiring chart.



Integral Dual Position Indication (IDPI) Wiring Chart			
actuator mounting location	damper full open	damper full close	damper mid-stroke
	closed circuit		
external left	red / blue	yellow / gray	none
external right	yellow / gray	red / blue	none
internal left	yellow / gray	red / blue	none
internal right	red / blue	yellow / gray	none

*This wiring is opposite if the actuator is rotated 90°, so that it is parallel to the duct.

Integral Dual Position Indication (IDPI)

Combination Fire/Smoke Damper

This page intentionally left blank.